



Summary Feedback

(Combined feedback broadcasted multiple time this week)

PRE-RECORDED: Basildon FRCR 2B 'A to Zee' Course 2020

Session 3/36

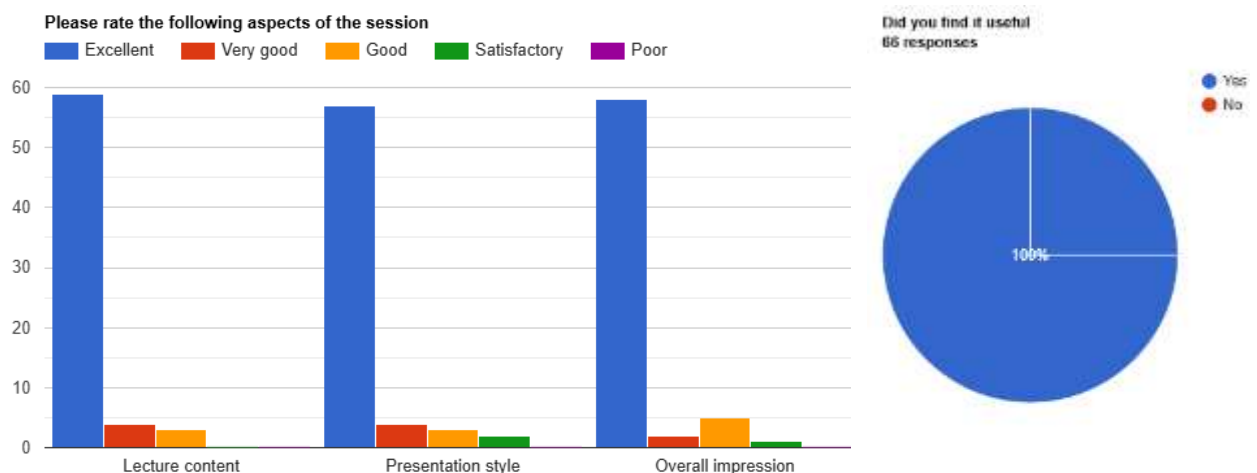
Chest & Cardiac Imaging for FRCR - Part 1

(31st January & 1st February 2026)

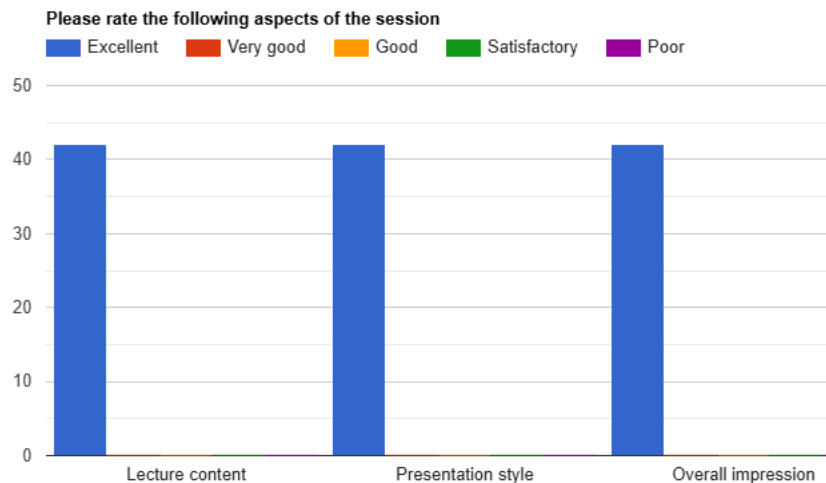
Lecturer: Alexia Farrugia

Summary Points:

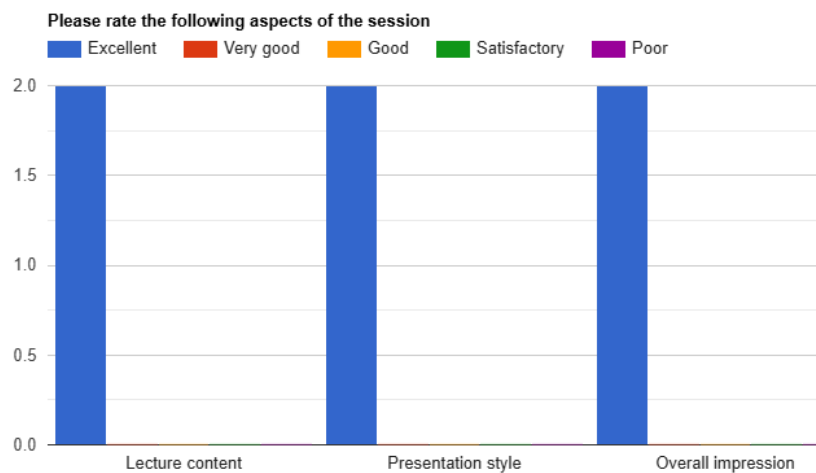
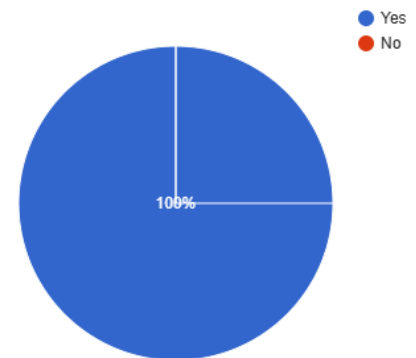
- Total Attendees: 387 from 39 Countries (Algeria, Bangladesh, CAR, Dominica, Egypt, Ethiopia, Georgia, Ghana, Hong Kong, India, Indonesia, Iran, Iraq, Jordan, Malaysia, Maldives, Malta, Myanmar, Namibia, Nepal, Nigeria, Norway, Oman, Pakistan, Palestine, Romania, Saudi Arabia, South Africa, Sri Lanka, Sudan, Swaziland, Thailand, Trinidad and Tobago, Türkiye, UAE, UK, Yemen, Zambia, Zimbabwe).
- Total duration: 2 hours (each session broadcasted thrice during the week)
- Total feedback received from 110 participants, from three different broadcasts



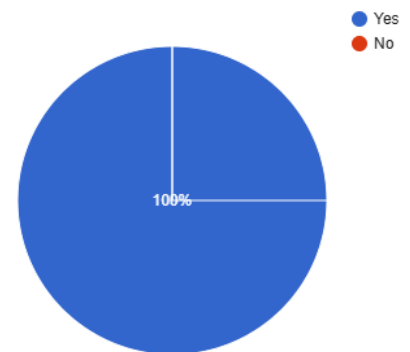
Chest & Cardiac Imaging for FRCR - Part 1



Did you find it useful
42 responses



Did you find it useful
2 responses



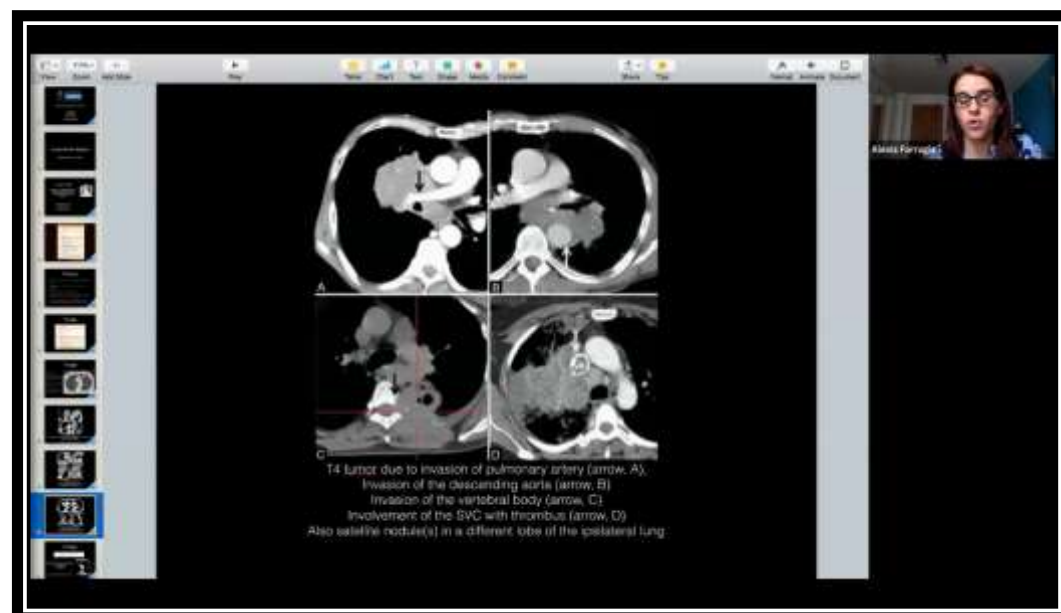
Testimonials

- Excellent teaching session. Thank you to DKT Team for bridging the knowledge gap at no cost (Nigeria).
- All the aspects are amazing especially the cardiac cases like interatrial course of RCA and pseudocoarctation (Sudan).
- The use of chest X-Ray to introduce every single case was practical and mimics real-life practice (UK).
- The session was a very good refresher of chest radiology topics touching very key differentials (India).
- The lecture was very helpful for me. It covered important subjects in chest imaging and cardiovascular. The lectures presented a lung tumor staging in a simple way (Jordan).
- Helpful revision and visualisation of specific cardiac entities which I would otherwise struggle to review in clinical practice! (UK).
- Wonderful session (Pakistan).
- Very good approach (India).
- Great teaching (Pakistan).

- Excellent presentation (Yemen).
- Good description and cases (Pakistan).
- Thank you to the presenter and the team (UK).
- Very good session (UK).
- Very helpful (Pakistan).
- Superb session (Pakistan).
- Brilliant talk (UAE).
- Very educative session. Thank you (Nigeria).
- Great teaching - Thank you! (UK).
- Very good for learning how to answer in exam (UAE).
- It is amazing (Pakistan).
- Very good cases (Türkiye).
- Great learning. Thank you so much (Pakistan).
- Almost everything was perfect (Pakistan).
- The interactive image review was amazing (Nigeria).
- It's all useful (UAE).
- Good cases (UK).
- Excellent candidate based discussions (Pakistan).
- Excellent cases (India).
- Case selection style of presentation (UK).
- Good cases (UK).
- All aspects were useful (Nigeria).
- All if it was helpful (Sudan).
- Presentation style is excellent (UK).
- Excellent session (Pakistan).
- Quite informative (India).
- Well done and thank you! (UK).
- Very informative (Pakistan).
- Very good session (UK).
- Excellent teaching session (Algeria).
- Excellent presentation, need more such lectures (Pakistan).
- A really engaging session with a good spectrum of cases (UK).
- Wonderful lecture (Sudan).
- Very nice presentation. Thank you Dr. Khan for your efforts (Jordan).
- Great knowledge (Pakistan).
- Great learning. Thank you very much (Pakistan).
- I liked the lecturer's detailed explanation (Nigeria).
- Nice cases (Saudi Arabia).
- Very good and clear cases (Saudi Arabia).
- Excellent comparisons and explanations (Malaysia).
- All of it was useful (Sudan).
- Excellent images and a great way of presentation (Pakistan).
- Good cases and teaching (UK).
- Excellent cases and teaching (Saudi Arabia).
- Good teaching cases (Ethiopia).
- Lung is always interesting (UK).
- The cases were excellent (Saudi Arabia).

Chest & Cardiac Imaging for FRCR - Part 1

- I liked the practical cases and clear explanations (Thailand).
- All of it was useful (UK).
- I liked the feedback and the interesting cases (Algeria).
- Excellent teaching (India).
- Excellent content and delivery (UK).
- Nice teaching method (Saudi Arabia).
- Excellent case discussion (Nigeria).
- Every aspect of the session was useful (Nigeria).
- Excellent way of presentation (Pakistan).
- Improved my knowledge (Indonesia).



=====XX=====XX=====